

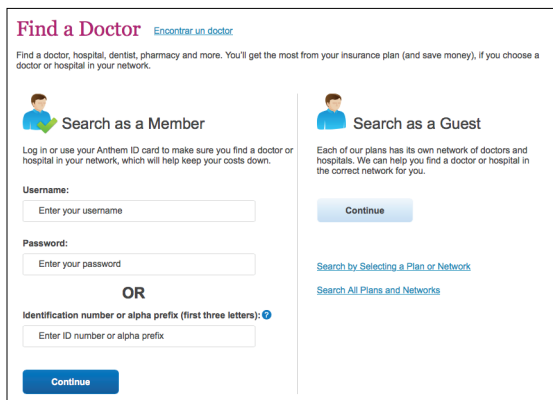
How to find a doctor online

It's easy to find a doctor on our website. And you'll get the most from your benefits — and save money — if you use a doctor in your plan.

STEP 1

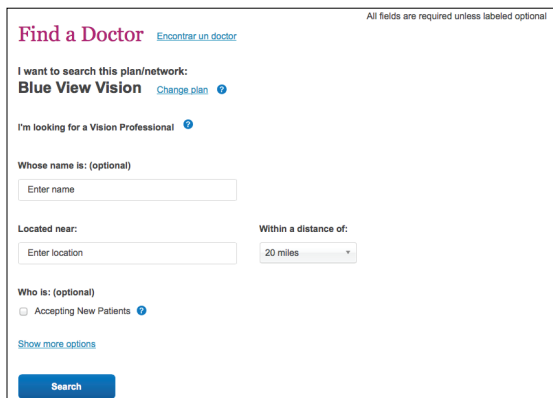
Go to anthem.com/findadoctor OR go to anthem.com and select **Find a Doctor** in the menu.

Search as a member: Log in or use the identification number on your member ID card and go to Step 3, OR
Search as a guest: Select **Continue**.



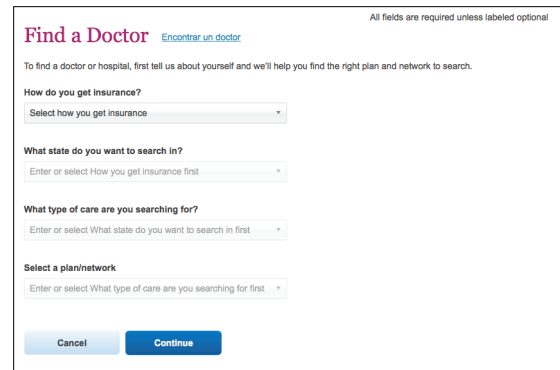
STEP 3

Select how you want to search for a doctor (by name, specialty, location, etc.), then select **Search**.



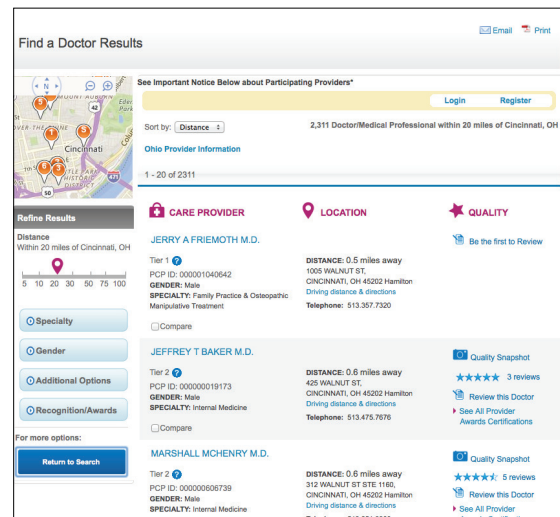
STEP 2

Select your answer. If you're searching as a guest, complete the following fields: *How do you get insurance?* *What state do you want to search in?* Choose your **state**. *What type of care are you searching for?* Select **Vision**. *Select a plan/network*. Select **Blue View Vision**. Select **Continue**.



STEP 4

See your search results.



Go mobile!

You can also use your smartphone or other mobile device to find doctors, hospitals and more with our free Anthem Anywhere app from the App StoreSM or Google PlayTM. Just search for Anthem Blue Cross and Blue Shield and download the app. You can even get turn-by-turn directions to find a doctor's office.